
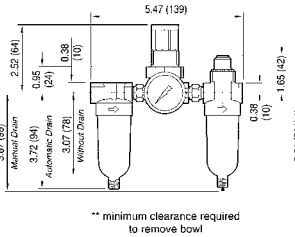


## Series 1 Combination Units

**Application:**

- These units are intended for use in industrial compressed air systems only. Not for use with fluids. They must not be used where pressure or temperature may exceed maximum rated operating conditions.
- Combination Units are supplied with micro-fog lubricators.
-  The polycarbonated plastic bowls used on these units can be damaged and possibly burst if exposed to such substances as certain solvents, strong alkalis, compressor oils that contain ester-based additives or synthetic oils. Fumes of these substances in contact with the polycarbonate bowl, externally or internally, can also result in damage. Use metal bowl in applications where a plastic bowl might be exposed to substances that are incompatible with polycarbonates. Clean with warm water only.



**Features:**

- 5-125 PSI range
- 1 oz. reservoir
- inlet pressure **150 PSI** maximum at ambient temperature 70°F (21°C)
- supplied with a GC620 gauge

**Miniature Combination Units with Transparent Bowl**

Port Size	SCFM	Automatic Drain Part #	Manual Drain Part #
1/8"	14	<b>P1A-100A</b>	<b>P1A-100M</b>
1/4"	14	<b>P1A-200A</b>	<b>P1A-200M</b>



transparent bowls

**Features:**

- 5-150 PSI range
- 2 oz. reservoir
- inlet pressure: transparent bowl: **150 PSI** at ambient temperature 70°F (21°C)
- metal bowl: **250 PSI** at ambient temperature 70°F (21°C)
- supplied with a GC620 gauge
- connected modularly
- Includes 2 clamps and wall mounting brackets # 4214-52, 2 clamps # 4214-51 and 2 NPT pipe adapters. See modular components on pages 265, 267 and 269 for other options.

**Sub-Compact Combination Unit with Transparent Bowl**

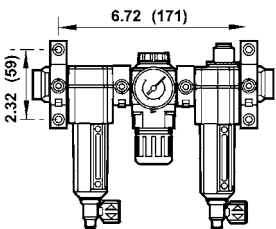
Port Size	SCFM	Automatic Drain Part #	Manual Drain Part #
1/4"	36	<b>E72-2A</b>	<b>E72-2M</b>
3/8"	36	<b>E72-3A</b>	<b>E72-3M</b>



metal bowls

**Sub-Compact Combination Unit with Metal Bowl**

Port Size	SCFM	Automatic Drain Part #	Manual Drain Part #
1/4"	36	<b>E72-2A-MB</b>	<b>E72-2M-MB</b>
3/8"	36	<b>E72-3A-MB</b>	<b>E72-3M-MB</b>



**Features:**

- 5-150 PSI range
- 4 oz. reservoir
- inlet pressure: transparent bowl: **150 PSI** at ambient temperature 70°F (21°C)
- metal bowl: **250 PSI** at ambient temperature 70°F (21°C)
- supplied with a G230 gauge
- connected modularly
- Includes 2 clamps and wall mounting brackets # 4314-52, 2 clamps # 4314-51 and 2 NPT pipe adapters #4315-01. See modular components on pages 265, 267 and 269 for other options.

**Compact Combination Unit with Transparent Bowl**

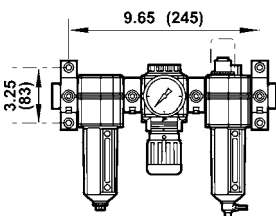
Port Size	SCFM	Automatic Drain Part #	Manual Drain Part #
1/4"	70	<b>E73-2A</b>	<b>E73-2M</b>
3/8"	70	<b>E73-3A</b>	<b>E73-3M</b>
1/2"	70	<b>E73-4A</b>	<b>E73-4M</b>



metal bowls

**Compact Combination Unit with Metal Bowl**

Port Size	SCFM	Automatic Drain Part #	Manual Drain Part #
1/4"	70	<b>E73-2A-MB</b>	<b>E73-2M-MB</b>
3/8"	70	<b>E73-3A-MB</b>	<b>E73-3M-MB</b>
1/2"	70	<b>E73-4A-MB</b>	<b>E73-4M-MB</b>



FRL's are designed for air service only, unless otherwise indicated.

SCFM ratings at 90 PSIG inlet pressure.