

Pump Test Headers

Feature

- Other sizes and configurations available, consult Dixon® for information

Specification

- Available connections: grooved, flanged, and threaded

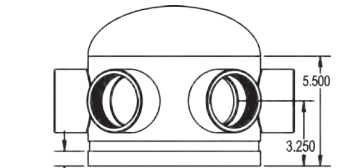
Approval

- Certified D1, G1, G6

End Connection	End Size	# of Outlets	Pump Size Max. GPM	Part #
150# flanged	3"	1	300	HVF0301-25
	4"	2	500	HVF0402-25
	6"	3	750	HVF0603-25
	6"	4	1000	HVF0604-25
	6"	6	1000	HVF0606-25
	8"	6	2000	HVF0806-25
grooved	6"	3	750	HVG0603-25
	6"	4	1000	HVG0604-25
	8"	3	750	HVG0803-25
	8"	6	2000	HVG0806-25

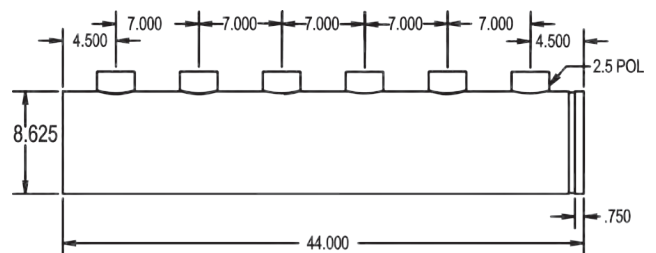
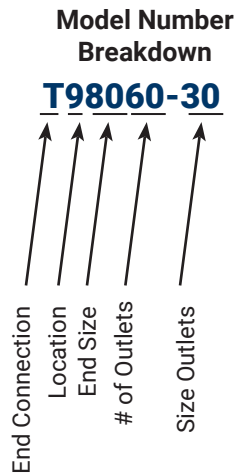


flanged



grooved

Manifolds



End Connection	Location	End Size	# of Outlets	Outlet Size
T	threaded	E End	40 20 2	25 2-1/2" FNPT
G	grooved	B Back	60 30 3	30 3" FNPT
F	flanged	9 90°	80 40 4	---
---	---	---	60 60 6	---