

ExD Series "The Hawk" High Efficiency Centrifugal Pump



When the efficiency of the pump is most important, our ExD Series will meet your requirements with ease!

Applications:

- CIP
- fluid transfer
- filling

Materials:

- pump casing, front cover, stub shaft: 316L stainless steel
- impeller: CF3M (316L) stainless steel
- rotary seal: silicon carbide, tungsten carbide or carbon
- stationary seal: silicon carbide, ceramic or tungsten carbon
- elastomers: buna, EPDM, FKM or silicone
- non-product contact components: 304 stainless steel
- finish: 32_Ra sanitary finish
- connections: clamp
- other finishes and connections available, contact Dixon Sanitary

Motors:


- standard NEMA TENV/TEFC C-face electric motors
- optional enclosures: washdown, explosion proof, premium efficiency, general purpose and severe duty

Approval:

- 3A certified

Features:

- set and forget by simply setting the U.S. Patent Pending shaft sleeve with no gapping of the impeller required, even after a seal change
- casing, front cover, and impeller: machined from heavy duty forgings and precision castings
- nut-less impeller and leak detection port mean cleaner design and less parts
- modular adapter and U.S. Patent Pending shaft design gives increased flexibility and reduces purchase cost of parts when changing motor frames
- accommodates BC/BP-Series DG single mechanical stationary and rotary seals efficient impeller and casing design with tight internal clearances and smooth geometric transitions enable gentle product handling
- unique stub shaft leak chamber allows for immediate external identification of soft seal wear
- unique adapter slots make pump discharge easily adjustable from 90° to 180° without any disassembly of the casing or front cover
- compact and maintenance friendly adapter guard
- external casing flats for easy casing drain addition
- adjustable leg kit (optional)




Dixon Sanitary

Service

In-House Application Engineering Services

- pump sizing and selection
- troubleshooting support
- CAD drawings and 3D models



Solutions

In-House Fabrication Services

- custom engineered packages
- designed and assembled in the USA
- many cart and leg kit options available

Selection

In-House Fabrication Services

- large inventory of pumps and parts
- all stock items can ship within 1-2 days
- most motor-pump assemblies ship within 1 week



*Take advantage of all these services by calling
Dixon Group Canada Ltd or email isales@dixongroupcanada.com.*

ExD Series "The Hawk" High Efficiency Centrifugal Pumps...



- **Modular Design**
Two piece adapter and U.S. Patent Pending shaft sleeve design give increased parts flexibility and reduce purchase cost of parts when changing motor size.
- **316L Stainless Steel**
All product contact components are standard 316L stainless steel and polished to 32Ra surface finish to meet 3A requirements.
- **100% CIPable**
Pump can be effectively cleaned in place without disassembly and removal of components.
- **Sturdy Construction**
Pump casing, impeller and front cover are machined from solid forgings and precision castings for added durability and performance.

Fitted with a variety of features and options to ensure the best performance will be achieved for your specific application.



- **Premium Performance**
Efficient impeller and casing design with tight internal clearances and smooth geometric transitions enable gentle product handling and increased performance.
- **Modular Seal**
Designed to be able to accommodate Dixon's BC-Series DG single mechanical stationary and rotational seals.
- **Slotted Adapter**
Unique 105° slots in adapter face make discharge port easily adjustable from vertical port orientation to horizontal without disassembly of the casing or front cover.
- **Certification**
Pump is designed to meet hygienic design requirements and holds 3A sanitary standards certification.

Model and Part Numbers

Fluid End



DIXON SANITARY EXD CENTRIFUGAL PUMP

Model No.
 100 – 1" x 1"
 110 – 1½" x 1"
 120 – 2" x 1½"
 130 – 2½" x 1½"
 200 – 2½" x 2"
 210 – 3" x 2"
 220 – 3" x 2½"
 230 – 4" x 2½"

Inlet/Outlet Connection
 C – Clamp x Clamp
 B – Butt weld x Butt weld

Elastomer
 B – Buna
 E – EPDM
 S – Silicone/EPDM
 V – FKM

Seal Type
 1 - Single Mechanical SC/C
 2 - Single Mechanical TC/TC
 3 - Single Mechanical CER/C
 4 - Single Mechanical SC/SC

Motor Type
 Contact Dixon Sanitary for motor options.

Electrical
 A – 1 Ph/60 Hz/115/230V
 B – 3 Ph/60 Hz/208-230/460V
 C – 3 Ph/60 Hz/575V
 D – 3 Ph/50 Hz/190/380V
 E – 3 Ph/50 Hz/380/460V
 F – 3 Ph/50 Hz/220/380/440V
 G – 3 Ph/50 Hz/220/380/415V

Impeller Key

| Model No. | 100/110 | 200/210 | 120/130 | 220/230 |
|-----------|---------|---------|---------|---------|
| A - | 4.0 | 7.0 | 6.0 | 7.3 |
| B - | 3.8 | 6.6 | 5.8 | 6.9 |
| C - | 3.6 | 6.2 | 5.6 | 6.5 |
| D - | 3.4 | 5.8 | 5.4 | 6.0 |
| E - | 3.2 | 5.4 | 5.2 | 5.6 |
| F - | 3.0 | 5.2 | 5.0 | 5.2 |
| G - | 2.8 | 4.8 | 4.8 | 4.8 |
| H - | -- | -- | 4.6 | -- |
| I - | -- | -- | 4.4 | -- |

Frame Size
 A – 56C
 B – 143-145TC
 C – 182/184TC
 D – 213/215TC
 E – 254/256TC

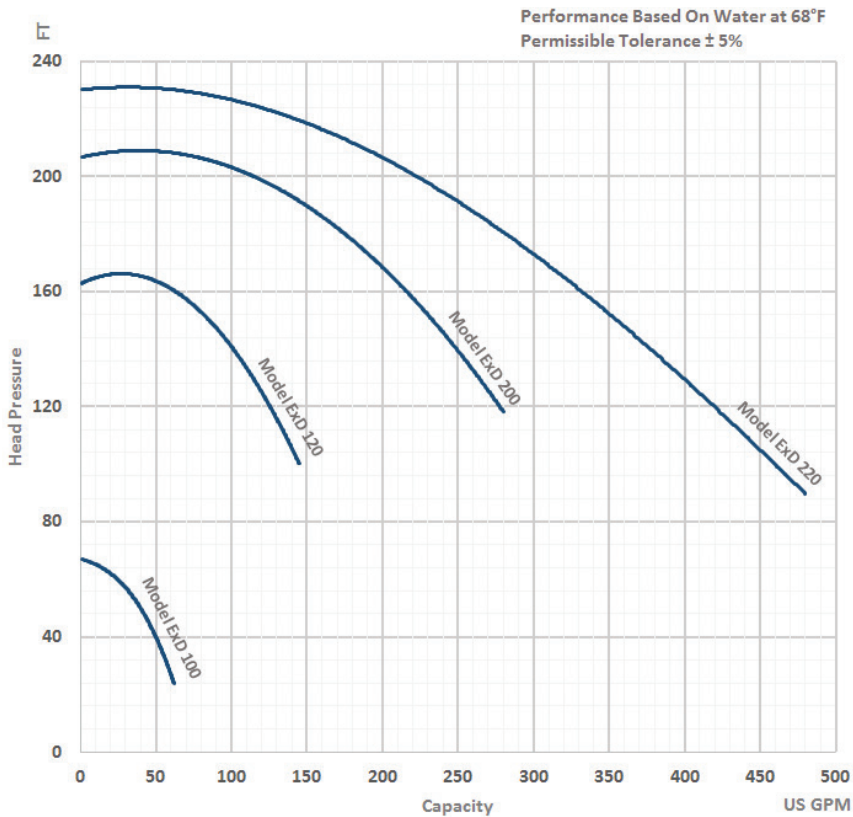
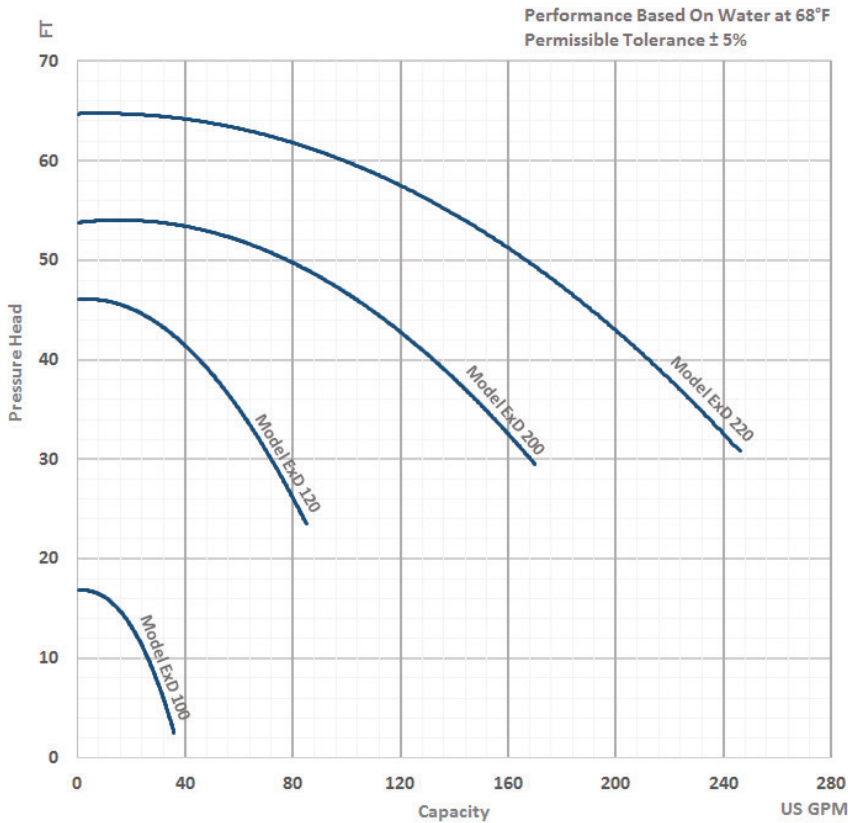
Options
 A – Drain A
 D – Drain D
 J – Drain J
 K – Drain K
 N – None

Motor Power & Speed (HP RPM)

| | |
|------------|------|
| 01 – 1/3 | 1750 |
| 02 – 1/2 | 1750 |
| 03 – 3/4 | 1750 |
| 04 – 1 | 1750 |
| 05 – 1 1/2 | 1750 |
| 06 – 2 | 1750 |
| 07 – 3 | 1750 |
| 08 – 5 | 1750 |
| 09 – 7 1/2 | 1750 |
| 10 – 10 | 1750 |
| 11 – 15 | 1750 |
| 12 – 20 | 1750 |
| 13 – 25 | 1750 |
| 14 – 30 | 1750 |
| 15 – 40 | 1750 |
| 16 – 50 | 1750 |
| 17 – 60 | 1750 |
| 18 – 1/3 | 3500 |
| 19 – 1/2 | 3500 |
| 20 – 3/4 | 3500 |
| 21 – 1 | 3500 |
| 22 – 1 1/2 | 3500 |
| 23 – 2 | 3500 |
| 24 – 3 | 3500 |
| 25 – 5 | 3500 |
| 26 – 7 1/2 | 3500 |
| 27 – 10 | 3500 |
| 28 – 15 | 3500 |
| 29 – 20 | 3500 |
| 30 – 25 | 3500 |
| 31 – 30 | 3500 |
| 32 – 40 | 3500 |
| 33 – 50 | 3500 |
| 34 – 60 | 3500 |

- Fluid end includes all parts required to assemble to your motor.
- Specify adjustable leg kits at time of order. Leg kits will be shipped to match the frame size of motor as specified by model number. Leg kits will not be assembled.
- Please note, if there are options that are not listed above, please contact Dixon Sanitary for availability and pricing.

ExD Series Family of Curves



Dixon®, founded in 1916, is a premier manufacturer and supplier of hose couplings, valves, dry-disconnects, swivels, and other fluid transfer and control products. The company's global reach includes a wide range of products for numerous industries including petroleum exploration, refining, transportation, chemical processing, food & beverage, steel, fire protection, construction, mining and manufacturing. Dixon®'s strategic objective is to create solutions that make products safer, leak-free, longer lasting, and always available.

canada.dixonvalve.com • Customer Service: 877.963.4966

Dixon Group Canada Limited

2200 Logan Avenue

Winnipeg, MB R2R 0J2

1-877-963-4966

isales@dixongroupcanada.com

For complete catalog and literature downloads go to canada.dixonvalve.com

