ORDERING GUIDE

Spring Balanced Loading Arms

The Right Connection®

Section 1: Customer Information

Distributor name: _____ Distributor city, province: _____

Distributor contact: _____ Distributor email: _____

Customer code: _____ End user name: _____

Section 2: Spring Type

- ◯ Standard torsion



- ◯ Compact torsion

- ◯ Compression



* For counterweight or cantilever options see counterweight ordering guide

Section 3: Configuration(s)

- ◯ A-frame

- Horizontal
  - ◯ Fixed reach
  - ◯ Telescoping

(Leg A only available in one standard telescoping length)

- ◯ Horizontal hose loader (elbow at apex, no apex swivel)

- ◯ Hose handler

- ◯ Scissor

- Supported boom*
  - ◯ A-Frame (pictured)
  - ◯ Horizontal

- Unsupported boom*
  - ◯ A-Frame
  - ◯ Horizontal (pictured)

- ◯ Bottom transfer* (boom style with no leg B)

- ◯ Right-hand

- ◯ Top load

- ◯ Left-hand

- ◯ Bottom load



- ◯ Vertical upfeed inlet

- ◯ Horizontal upfeed inlet



- ◯ Vertical downfeed inlet



- ◯ Horizontal downfeed inlet



* If supported boom, unsupported boom, or bottom transfer, also choose from below

Base swivel feed

- ◯ Upfeed
- ◯ Downfeed
- ◯ No preference

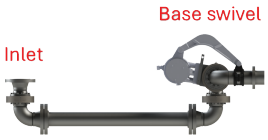

Custom options are available. Contact Dixon at 877.963.4966 or isales@dixonvalve.ca

Section 4: Leg Measurements and Materials

Measure legs as indicated in graphic below - centerline of swivel to centerline of swivel (standard), and round to the nearest inch. If measuring flange to flange (non-standard), **PLEASE NOTE** somewhere on this page. Please be sure to refer to A, B, and Boom/Scissor legs correctly, as indicated in the graphic below.

Leg A length: _____ Material: ◯ carbon steel ◯ aluminum ◯ 316 stainless steel

Leg B length: _____ Material: ◯ carbon steel ◯ aluminum ◯ 316 stainless steel ◯ composite hose ◯ metal hose

Boom/Scissor leg length: _____ Material: ◯ carbon steel ◯ aluminum (scissor only) ◯ 316 stainless steel

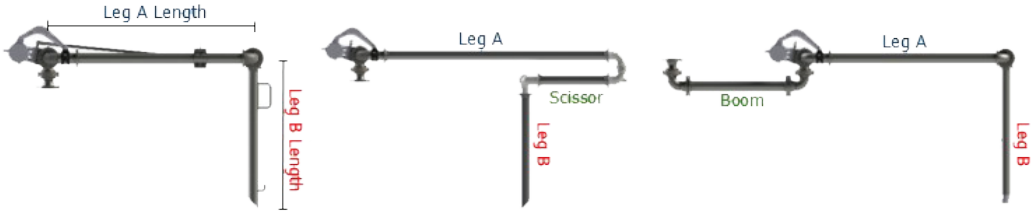

Section 5: Load Arm Information

a. Quantity: _____

b. Pipe size: ◯ 2" ◯ 3" ◯ 4" ◯ 6" ◯ other : _____ "

c. Base swivel: ◯ split flange style ◯ V-ring style (carbon steel only)

NOTE: Swivel materials are based on leg materials. For non-standard requests, please contact the factory.

d. Riser stand pipe connection: ◯ Class 150 ANSI flange ◯ Class 300 ANSI flange ◯ other : _____

e. Type of media: ◯ asphalt ◯ fuel ◯ other : _____

f. Seals (Dixon can recommend based on media): ◯ Nitrile rubber ◯ PTFE ◯ FKM-A ◯ FDA nitrile ◯ Low temperature FKM ◯ EPDM ◯ other: _____

g. Environment conditions: Temperature range _____ °F to _____ °F Operating PSI : _____

h. End connections (check all that apply):

- ☐ 45° pipe cut
- ☐ API coupler w/ flange extension
- ☐ tee-deflector
- ☐ male NPT
- ☐ other: _____
- ☐ cam & groove coupler
- ☐ cam & groove adapter
- ☐ diffuser
- ☐ dry disconnect (DDC)
- ☐ dry break coupler (DBC)
- ☐ TTMA flange

i. Add-ons (check all that apply):

- ☐ top loading valve
- ☐ top loading valve w/ remote handle kit
- ☐ butterfly (Wet-R-Dri™) valve
- ☐ split flange locking mechanism
- ☐ loading arm handle
- ☐ top loading lock bar
- ☐ hose cover
- ☐ replacement flange kit (extra line item)
- ☐ replacement seal kit (extra line item)
- ☐ sight glass
- ☐ D-handle
- ☐ ball handle
- ☐ bucket hook
- ☐ safety breakaway
- ☐ grounding
- ☐ heat tracing
- ☐ colour coded TTMA ext. colour (s): _____
- ☐ other : _____

j. Site limitations, such as distance from ceiling or roof to riser pipe:

_____

k. Additional items being added by the customer and estimated weight:

_____

Notes:

_____

_____

_____

Custom options are available. Contact us at isales@dixonvalve.ca

Dixon Group Canada Limited

2200 Logan Avenue
Winnipeg, MB R2R 0J2
ph: 877.963.4966
email: isales@dixonvalve.ca
canada.dixonvalve.com

© 2023 DVCC • LAOG323_inhouse