Sanitary Spools

CUSTOM SOLUTIONS. COMPETITIVE PRICES.

The Right Connection®

Sanitary spools are prefabricated lengths of stainless steel tubing with sanitary fittings welded to the ends.

A3 621 63-04

Applications
- Sanitary process lines can be built without having to use on-site fabrication or welding
- OEM skid packages that have predetermined spool specifications:
  - Tube O.D., length, end connections, and finish

Sizes
- 1/2” - 4” tube O.D.

Features
- Clamp connection, standard
- Will fabricate to customer drawings
- Customer part number/logo can be laser etched on each spool

Materials
- 304 or 316L stainless steel
- Surface finish: 32 Ra I.D./O.D., standard

Most orders ship within 2-3 days after receipt of order

Spool End Connections

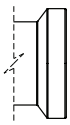

Female I-Line

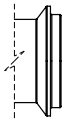

Male I-Line

Clamp End

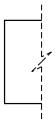

Weld End

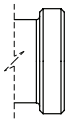

Threaded Bevel Seat

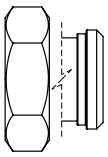

Plain Bevel Seat with Nut

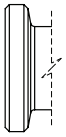

DIN Male

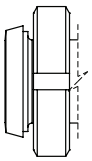

DIN Weld Liner with Nut

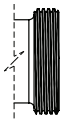

Threaded John Perry

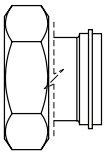

Plain John Perry with Nut

KF Flange

Q-Line

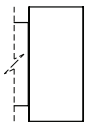

Female NPT

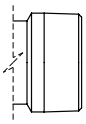

Male NPT

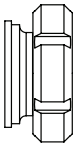

SMS Welding Liner

SMS Male

Dixon Group Canada Limited

2200 Logan Avenue
Winnipeg, MB R2R 0J2
ph: 877.963.4966
email: isales@dixonvalve.ca
canada.dixonvalve.com

Dixon Spool Fabrication - Part Number Key

The Right Connection®

Dixon Spool Fabrication Part Number Key
Example: S10CB100.125RC

Prefix	Size	Connections		Overall Length							Material	Surface Finish
S	10	C	B	1	0	0	.	1	2	5	R	C

Size	Code
1/2”	50
3/4”	75
1”	10
1-1/2”	15
2”	20
2-1/2”	25
3”	30
4”	40
Connections	**Code**
KF flange	A
Clamp	C
Weld	B
Female I-Line	F
Male I-Line	M
Threaded bevel	T
Plain bevel	P
Q-Line	Q
John Perry plain	J
John Perry threaded	H
Female NPT *	1
Male NPT *	2
DIN male	3
DIN weld liner/nut	4
SMS male	5
SMS welding liner	6
Overall Length	**Code**
Hundreds place (given in inches)	0-9
Tens place (given in inches)	0-9
Ones place (given in inches)	0-9
Decimal divider	.
Tenths place (given in inches)	0-9
Hundredths place (given in inches)	0-9
Thousandths place (given in inches)	0-9
Material	**Code**
304	G
316L	R
Surface Finish	**Code**
#7 polished 32 Ra I.D./O.D.	C
SF1 mechanically polished 20 Ra (I.D.) and 32 Ra (O.D.)	F
SF2 mechanically polished 25 Ra (I.D.) and 32 Ra (O.D.)	G
SF3 mechanically polished 30 Ra (I.D.) and 32 Ra (O.D.)	H
SF4 electropolished 15 Ra (I.D.) and mechanically polished 32 Ra (O.D.)	J
SF5 electropolished 20 Ra (I.D.) and mechanically polished 32 Ra (O.D.)	K
SF6 electropolished 25 Ra (I.D.) and mechanically polished 32 Ra (O.D.)	L
Polished 32 Ra I.D. and weld surfox but not ground flush O.D.	M

* NOT 3A Certified

© 2024 DVCC • DS-SPOOLS_0924