



**FloMAX Part Number Cross Reference**

**Standard Series Connectors**

Dixon® Part #	Caterpillar® Part #	Wiggins Part #	FastFill
Engine Oil Nozzles	---	---	---
ENBL	9S9273	OS2	N100
ENBL-P	---	OSP2	N100P
ENBL-PLUG	9S9274	OP-12	P100
ERJ	---	ON6	---
Engine Oil Receivers	---	---	---
ERS	9S9271	ON2	R100
ERS-C	---	ONC2A	R100C
ERS-CAP	9S9272	O3B12P	C100
Coolant Fluid Nozzles	---	---	---
CN	108-5455	EC280B8	N200
CN-P	---	---	N200P
CN-PLUG	108-5456	1209-8	P200
Coolant Fluid Receivers	---	---	---
CR-S	IQ5459	EC285A8	---
CR-C	---	---	R200C
CR-CAP	5P3587	1208-8	C200
Hydraulic Oil Nozzles	---	---	---
HN	108-5433	6000B12	N300
HN-P	---	---	N300P
HN-PLUG	---	6009-12	P300
Hydraulic Oil Receivers	---	---	---
HR	108-5454	6005A12	R300
HR-C	---	---	R300C
HR-CAP	IQ-5468	6008-12	C300
Transmission Fluid Nozzles	---	---	---
TN	126-7538	C-1807	N400
TN-P	---	---	N400P
TN-PLUG	---	P-1844	P400
Transmission Fluid Receivers	---	---	---
TR	108-5456	P-1804	R400
TR-C	---	---	R400C
TR-CAP	SP3587	P-1880	C400

**Fuel Vent Series**

Dixon Part #	Caterpillar® Part #	Wiggins Part #	FastFill
VT	6G7803	ZV10	V150
VT7	---	ZV10F	V150L7
VT9	---	ZV10	---
VTT	5V6106	ZV10C	V150C
VT-C	---	ZV10A	V150A
VT-A-7	9G01965	ZV11	V150D
VT-A-9	4T1314	ZV11A	---

**R-Series Connectors**

Dixon Part #	Caterpillar® Part #	Wiggins Part #	FastFill
Engine Oil Nozzles	---	---	---
R-EN	---	R15	N100R
R-EN-P	---	---	N100RP
R-EN-PLUG	---	R1507	P100R
Engine Oil Receivers	---	---	---
R-ER	---	R16	R100R
R-ER-C	---	---	R100RC
R-ER-CAP	---	R1605	C100R
Coolant Fluid Nozzles	---	---	---
R-CN	---	R11	N200R
R-CN-P	---	---	N200RP
R-CN-PLUG	---	R1107	P200R
Coolant Fluid Receivers	---	---	---
R-CR	---	R12	R200R
R-CR-C	---	---	R200RC
R-CR-CAP	---	R1205	C200R
Hydraulic Oil Nozzles	---	---	---
R-HN	---	R17	N300R
R-HN-P	---	---	N300RP
R-HN-PLUG	---	R1707	P300R
Hydraulic Oil Receivers	---	---	---
R-HR	---	R18	R300R
R-HR-C	---	---	R300RC
R-HR-CAP	---	R1805	C300R
Transmission Fluid Nozzles	---	---	---
R-TN	---	R13	N400R
R-TN-P	---	---	N400RP
R-TN-PLUG	---	R1307	P400R
Transmission Fluid Receivers	---	---	---
R-TR	---	R14	R400R
R-TR-C	---	---	R400CR
R-TR-CAP	---	R1405	C400R

**Diesel Fueling System**

Dixon Part #	Caterpillar® Part #	Wiggins Part #	FastFill	Shaw
Nozzles	---	---	---	---
FN600	---	ZZF150	N150CP	---
FN600BL	---	ZZ9A1	N150SL	---
FN600B-PLUG	---	---	---	---
Receivers	---	---	---	---
FRS	2G9000	ZN2A	R150S	---
FRS-C	---	ZNC2A	R150SC	---
FRA	---	ZN2A	R150AL	---
FRA-C	---	ZNC2A	R150ALC	---
FR-CAP	0D0630	ZC20P	C150	388-4327
FR2	9D0630	---	---	---
FR2-C	---	---	---	---
FR2-R	---	---	---	---
GFR-0	---	ZN6A	A150A	---
GFR-45	---	---	---	---
GFR-90	---	ZN6B	A150B	---
GFR1-0	---	ZN6B	---	---
GFR1-45	---	---	---	---
GFR1-90	---	ZN6B	---	---
FNS	---	ZS9	S150	---
FNS2	---	---	---	---
FN600S	---	---	---	---
BFN	---	ZS5	28-N150B	---
BH-F	---	---	FFF5C	---
FNS10	---	---	---	---
FR-SOCKET	---	---	R150SW	---
BH-W	---	---	FFF4C	---

## FloMAX Diesel Fueling System

### Application

- Designed for on-site refueling of construction, mining, forestry, and agricultural equipment

### Diesel Fuel Nozzles

#### Features

- 1-1/2" female NPT
- Integrated high-flow swivel and sealing plug
- Plug/bumper assembly gives complete nose seal
- Investment cast aluminum housing
- Anodized aluminum non-wear parts
- Stainless steel wear components
- Delron® bushings eliminate metal-to-metal wear
- Interchanges with Caterpillar® and Wiggins systems



#### Specifications

- Ball lock can flow over **180 GPM** with a 1-1/2" hose and over **211 GPM** with a 2" feed hose and a high-pressure nozzle shut off
- Dog lock can flow up to **180 GPM** with a 1-1/2" hose and over **211 GPM** with a 2" feed hose and a high-pressure nozzle shut off
- Working pressure: **125 PSI**
- Standard shutoff set at **8.0 PSI**

Description	Part #
dog latch mechanism with sealing plug	FN600
ball lock with sealing plug	FN600BL
sealing plug for FN600	FN600B-PLUG
sealing plug for FN600BL	FN600B

### One-Piece Diesel Fuel Receivers

#### Features

- 2" male NPT
- O-ring sealed aluminum cap
- Cap has set screw attached vinyl coated cable lanyard

Description	Material	Part #
one-piece receiver without cap	nickel-plated steel	FRS
one-piece receiver with cap	nickel-plated steel	FRS-C
one-piece receiver without cap	anodized aluminum	FRA
one-piece receiver with cap	anodized aluminum	FRA-C
cap for receiver	anodized aluminum	FR-CAP



### Two-Piece Diesel Fuel Receivers

#### Features

- 2" male NPT
- O-ring sealed aluminum cap
- Cap has set screw attached vinyl coated cable lanyard

Description	Part #
two-piece receiver with removable stainless sleeve, without cap	FR-RS
two-piece receiver with removable stainless sleeve with cap	FR-RS-C
removable sleeve replacement for two-piece receiver	FR-RS-R
cap for receiver	FR-CAP



## FloMAX Diesel Fueling System

### Non-Interchange Diesel Fuel Nozzle

#### Application

- Used in biodiesel fueling

#### Features

- 1-1/2" female NPT
- Design prevents fuel contamination
- Connects to the non-interchange receiver only
- Ball lock design

#### Specifications

- Working pressure: **125 PSI**
- **180 GPM**
- Standard shutoff set at **8.0 PSI**



Description	Part #
ball lock fuel nozzle	FN600BL-NI

### Non-Interchange Diesel Fuel Receiver

#### Application

- Used in biodiesel fueling

#### Features

- Design prevents fuel contamination
- Connects to the non-interchange nozzle only
- Ball lock design



Description	Anodized Aluminum Part #
one-piece receiver with cap	FRA-NI-C

## 2" High-Volume Diesel Fueling System

#### Features

- Capable of flowing over **400 GPM**
- 2" female NPT
- Stainless steel ball lock design
- Removable pull back assembly

#### Materials

- Housing: aluminum
- Non-wear parts: anodized aluminum
- Internal wear components: stainless steel
- Bushings: Delron®

#### Specifications

- Working pressure: **125 PSI**
- Standard shutoff set at **8.0 PSI**



### Diesel Fuel Nozzles

Description	Part #
2" fuel nozzle	FX1500 <sup>1</sup>
2" fuel nozzle – with plug	FX1500P <sup>1</sup>
2" fuel nozzle – with swivel	FX1500S <sup>1</sup>
2" fuel nozzle – with swivel, with plug	FX1500SP <sup>1</sup>
2" sealing plug for nozzle	FX1500PLUG

<sup>1</sup> Must be used with high-flow fuel vents found on page 112

### Diesel Fuel Receivers


Description	Part #
2" diesel fuel receiver	FRX
2" fuel receiver with cap	FRX-C
2" cap for receiver	FRXCAP

### FloMAX Diesel Fuel Gravity Fill Receivers

**Features**

- Used with the FN600 or FN600BL to convert to gravity fueling
- Allows transfer of fluid without using a standard fuel receiver
- Fits standard 1-1/2" fuel receivers

Size	Description	Part #
1-1/2"	straight	GFR-0
	45°	GFR-45
	90°	GFR-90
1"	straight	GFR1-0
	45°	GFR1-45
	90°	GFR1-90



### FloMAX Fuel Vents

**Features**

- 2" male NPT
- Billet cap provides superior impact resistance
- Easily serviced all metal construction
- Rigid ball cage for positive seal
- Available with: threaded outlet, half coupling, and anti-vandalism mounting

Description	Part #
vent with 5" tube	VT
vent with 7" tube	VT7
vent with 9" tube	VT9
vent with 5" tube and threaded outlet	VTT



### FloMAX High-Flow Fuel Vents

**Features**

- 7" tubes are available, contact Dixon® for more information
- Rotatable vent top is available
- Capable of handling **400 GPM** fluid flows
- Fits standard 2" NPT openings

Description	Part #
high flow fuel vent with 5" tube	VTX
high flow fuel vent with 9" tube	VTX-9



### FloMAX Diesel Fuel Swivels

**Features**

- Stainless steel male threaded base and ball bearings
- Hard black anodized female threaded nut
- Fluorosilicone sealing O-rings

Thread Size	Description	Part #
1-1/2" male NPT x 1-1/2" female NPT	standard	FNS
2" male NPT x 1-1/2" female NPT	standard	FNS2
1-1/2" female NPT x 1-1/2" female NPT	double	FNSID
1-1/2" male NPS x 1-1/2" female NPT	standard	FN600S <sup>1</sup>



<sup>1</sup> Used with FN600 or FN600BL

### FloMAX Standard-Series Connectors

**Features**

- Standard-series connectors consist of four color-coded mating connectors
- All-metal construction with stainless steel wear components and anodized aircraft grade aluminum non-wear components
- Easily recognizable labeling
- Fully compatible and interchangeable with industry standards

#### Engine Oil Nozzles

**Features**

- Bright red
- Universally fits both R-series and Standard series crankcase receivers
- Incorporates 10 locking balls with a 40% deeper engagement
- Resistant to clogging with a greater ease of cleaning
- Smooth actuation
- Larger diameter pullback lanyard
- Maximum working pressure: **500 PSI**
- **50 GPM**



Male Thread	Description	Anodized Aluminum Part #
3/4" NPT	engine nozzle ball lock	ENBL
	engine nozzle ball lock with plug	ENBL-P
---	engine nozzle plug	ENBL-PLUG

#### Engine Oil Receivers

Male Thread	Description	Anodized Aluminum Part #
3/4" NPT	engine receiver	ERS
	engine receiver with cap	ERS-C
---	engine receiver cap	ERS-CAP
3/4" JIC	engine receiver with JIC bulkhead base	ERJ
	engine receiver with JIC bulkhead base and cap	ERJ-C



#### Coolant Fluid Nozzles

**Features**


- Bright teal
- Standard roll-pin locking mechanism
- Ergonomically engineered pullbacks and caps



Male Thread	Description	Anodized Aluminum Part #
1/2" NPT	coolant nozzle ball lock	CN
	coolant nozzle ball lock with plug	CN-P
---	coolant nozzle plug	CN-PLUG

#### Coolant Fluid Receivers

Male Thread	Description	Anodized Aluminum Part #
1/2" NPT	coolant receiver	CR-S
	coolant receiver with cap	CR-C
---	coolant receiver cap	CR-CAP



### FloMAX Standard-Series Connectors

#### Hydraulic Oil Nozzles

**Features**

- Bright gold
- 10 steel dog latching mechanism
- Ergonomically engineered pullbacks and caps
- Fits all industry standard connectors

Female Thread	Description	Anodized Aluminum Part #
3/4" NPT	hydraulic nozzle	HN
	hydraulic nozzle with plug	HN-P
---	hydraulic nozzle plug	HN-PLUG



#### Hydraulic Oil Receivers

Male Thread	Description	Anodized Aluminum Part #
3/4" NPT	hydraulic receiver	HR
	hydraulic receiver with cap	HR-C
---	hydraulic receiver cap	HR-CAP



#### Transmission Fluid Nozzles

**Features**

- Bright violet
- 6 steel dog latching mechanism
- Ergonomically engineered pullbacks and caps
- Fits all industry standard connectors

Male Thread	Description	Anodized Aluminum Part #
1/2" NPT	transmission nozzle	TN
	transmission nozzle with plug	TN-P
---	transmission nozzle plug	TN-PLUG



#### Transmission Fluid Receivers

Female Thread	Description	Anodized Aluminum Part #
3/8" NPT	transmission receiver	TR
	transmission receiver with cap	TR-C
---	transmission receiver cap	TR-CAP



### FloMAX R-Series Connectors

**Features**


- Fully compatible and interchangeable with industry standards
- All-metal construction using anodized aircraft grade aluminum non-wear components
- Standard roll-pin locking mechanism
- Ergonomically engineered pullbacks and caps
- Fits all industry R-Series connectors

#### Engine Oil Nozzles

**Feature**


- Bright red

Female Thread	Description	Anodized Aluminum Part #
3/4" NPT	R-Series engine nozzle	R-EN
	R-Series engine nozzle with plug	R-EN-P
---	R-Series engine nozzle plug	R-EN-PLUG



#### Engine Oil Receivers

Male Thread	Female Thread	Description	Anodized Aluminum Part #
1.625-12 UN-2A	1.312-12 UN-2B	R-Series engine receiver	R-ER
		R-Series engine receiver with cap	R-ER-C
---	---	R-Series engine receiver cap	R-ER-CAP



## FloMAX R-Series Connectors

### Coolant Fluid Nozzles

**Feature**

- Bright teal



Female Thread	Description	Anodized Aluminum Part #
1/2" NPT	R-Series coolant nozzle	R-CN
	R-Series coolant nozzle with plug	R-CN-P
---	R-Series coolant nozzle plug	R-CN-PLUG

### Coolant Fluid Receivers




Male Thread	Female Thread	Description	Anodized Aluminum Part #
1.187-12 UN-2A	.875-14 UN-2B	R-Series coolant receiver	R-CR
		R-Series coolant receiver with cap	R-CR-C
---	---	R-Series coolant receiver cap	R-CR-CAP

### Hydraulic Oil Nozzles


**Feature**

- Bright gold



Female Thread	Description	Anodized Aluminum Part #
1" NPT	R-Series hydraulic nozzle	R-HN
	R-Series hydraulic nozzle with plug	R-HN-P
---	R-Series hydraulic nozzle plug	R-HN-PLUG

### Hydraulic Oil Receivers



Male Thread	Female Thread	Description	Anodized Aluminum Part #
1.875-12 UN-2A	1.625-12 UN-2B	R-Series hydraulic receiver	R-HR
		R-Series hydraulic receiver with cap	R-HR-C
---	---	R-Series hydraulic receiver cap	R-HR-CAP

### Transmission Fluid Nozzles

**Feature**

- Bright violet



Female Thread	Description	Anodized Aluminum Part #
3/4" NPT	R-Series transmission nozzle	R-TN
	R-Series transmission nozzle with plug	R-TN-P
---	R-Series transmission nozzle plug	R-TN-PLUG

### Transmission Fluid Receivers



Male Thread	Female Thread	Description	Anodized Aluminum Part #
1.312-12 UN-2A	1.062-12 UN-2B	R-Series transmission receiver	R-TR
		R-Series transmission receiver, with cap	R-TR-C
---	---	R-Series transmission receiver cap	R-TR-CAP

### FloMAX High Flow 3/4"-Series Connectors

**Features**

- 6 nozzle and receiver sets color-coded for quick identification of mating parts; each color nozzle and receiver only couples with matching color component, providing complete protection against cross contamination

**Specifications**

- Flow rate: **50 GPM** of flow at about **40 PSI**
- Working pressure rating: **500 PSI**

**Nozzles**

Male Thread	Description	Anodized Aluminum Part #
3/4" NPT	red nozzle with plug	ENBL-P
	gold nozzle with plug	ENBL-P2
	teal nozzle with plug	ENBL-P3
	violet nozzle with plug	ENBL-P4
	navy nozzle with plug	ENBL-P5
	copper nozzle with plug	ENBL-P6



**Receivers**

Male Thread	Description	Anodized Aluminum Part #
3/4" NPT	red receiver with cap	ERS-C
	gold receiver with cap	ERS-C2
	teal receiver with cap	ERS-C3
	violet receiver with cap	ERS-C4
	navy receiver with cap	ERS-C5
	copper receiver with cap	ERS-C6



NOTE: ERS-Series is available with JIC bulkhead base, substitute 'J' for 'S', example: ERJ-C2

### FloMAX High Flow 1" Series Connectors

**Features**

- 7 color-coded nozzle and receiver sets for quick identification of mating parts; nozzle and receiver only couple with matching color component, providing complete protection against cross contamination
- Nozzle/receiver combination has a flow area equivalent to a 1" schedule 80 pipe
- All wear parts are stainless steel; all non-wear parts are colored anodized aircraft grade aluminum
- Standard nozzle mounting: 1" female NPT; receiver: 1" male NPT

- Nozzle incorporates a ball lock mechanism ensuring smooth and reliable operation
- Length: nozzle 3.92" (99.5 mm), receiver 3.40" (86 mm)
- Nozzle and receiver coupled length: 5.35" (136 mm)
- Diameter: 2.50" (64 mm)
- Hex size: 2" (51 mm)

**Specifications**

- Working pressure: **500 PSI** with burst pressure: **1500 PSI**
- Flow rate: **113 GPM** of flow at about **30 PSI**

**Nozzles**

Female NPT	Description	Anodized Aluminum Part #
1"	red nozzle with plug	HFN-P1
	gold nozzle with plug	HFN-P2
	teal nozzle with plug	HFN-P3
	violet nozzle with plug	HFN-P4
	navy nozzle with plug	HFN-P5
	brown nozzle with plug	HFN-P6
	blue/gray nozzle with plug	HFN-P7



**Receivers**

Male NPT	Description	Anodized Aluminum Part #
1"	red receiver with cap	HFR-C1
	gold receiver with cap	HFR-C2
	teal receiver with cap	HFR-C3
	violet receiver with cap	HFR-C4
	navy receiver with cap	HFR-C5
	brown receiver with cap	HFR-C6
	blue/gray receiver with cap	HFR-C7



## FNBL Diesel Fuel Nozzle Cleaning Instructions



### 1. Pull the FNBL nose apart

- Pull the pullback toward the body to reveal the nose ring
- Remove the nose ring found near the front of the nose
- Slide the pullback off the nose taking care to capture the ten stainless steel ball bearings



### 2. Clean the FNBL nose parts

- The pullback has a Delron® bushing and a felt seal that should be checked and replaced if needed
- The wiper seal inside the nose should be removed and replaced
- Clean the nose, pullback spring, spring retainer, pullback, and ball bearings as needed



### 3. Reassembly of the FNBL nose

- Put a small amount of O-ring lube on the nose in the 10 ball bearing holes to hold them in place during reassembly
- Put a ball bearing in each of the 10 hoses in the nose
- Make sure the felt seal is completely inserted in the felt seal groove in the pullback
- Slide the pullback over the nose as far back toward the body as it will go
- Put the nose ring back in its groove near the front end of the nose

---

### Safety

Dixon® couplings and retention devices are designed to work safely for their intended use. The selection of the proper hose, coupling, and retention device, and the proper application of the coupling to the hose are of utmost importance.

Users must consider the size, temperature, application, media, pressure, and hose and coupling manufacturer's recommendations when selecting the proper hose assembly components. Dixon recommends that all hose assemblies be tested in accordance with the Association for Rubber Products Manufacturer's (ARPM) recommendations and be inspected regularly (before each use) to ensure that they are not damaged or have become loose. Visit [ARPMINC.com](http://ARPMINC.com) for more information.

Where safety devices are integral to the coupling, they must be working and utilized. The use of supplementary safety devices such as safety clips or safety cables are recommended.

If any problem is detected, couplings must be removed from service immediately.

Dixon is available to consult, train, and recommend the proper selection and application of all fittings we sell. We strongly recommend that distributors and end users make use of Dixon's Testing and Recommendation Services. Call 877.963.4966 or go to [dixonvalve.com](http://dixonvalve.com) to learn more.

