



Air Chief Industrial Interchange Couplings

Features:

- couplers shut-off when disconnected
- couplers are semi-automatic
- pressure rating: **300 PSI**
- temperature range: **-40°F to 250°F (-40°C to 121°C)**
- interchanges with many other manufacturer's designs
- interchanges with MIL Spec. MIL-C-4109F/A-A-59439
- for air service only 


Semi-Automatic Female Threaded Couplers

Body Size	Female NPT	Flow Rating at 100 PSI	Brass Part #	Steel Part #
1/4"	1/8"	37 CFM	2FF1-B	---
	1/4"	37 CFM	2FF2-B	---
	3/8"	37 CFM	2FF3-B	---
3/8"	1/4"	70 CFM	---	3FF2
	3/8"	70 CFM	---	3FF3
	1/2"	70 CFM	---	3FF4
1/2"	3/8"	150 CFM	---	4FF3
	1/2"	150 CFM	---	4FF4
	3/4"	150 CFM	---	4FF6



Male Threaded Couplers

Body Size	Male NPT	Flow Rating at 100 PSI	Brass Part #	Steel Part #
1/4"	1/8"	37 CFM	2FM1-B	---
	1/4"	37 CFM	2FM2-B	---
	3/8"	37 CFM	2FM3-B	---
3/8"	1/4"	70 CFM	---	3FM2
	3/8"	70 CFM	---	3FM3
	1/2"	70 CFM	---	3FM4
1/2"	3/8"	150 CFM	---	4FM3
	1/2"	150 CFM	---	4FM4
	3/4"	150 CFM	---	4FM6



Standard Hose Barb Couplers

Body Size	Hose ID	Flow Rating at 100 PSI	Brass Part #	Steel Part #
1/4"	1/4"	37 CFM	2FS2-B	---
	5/16"	37 CFM	2FS2.5-B	---
	3/8"	37 CFM	2FS3-B	---
3/8"	3/8"	70 CFM	---	3FS3
	1/2"	70 CFM	---	3FS4
1/2"	3/8"	150 CFM	---	4FS3
	1/2"	150 CFM	---	4FS4
	3/4"	150 CFM	---	4FS6



Push-On Hose Barb Couplers

Body Size	Hose ID	Flow Rating at 100 PSI	Brass Part #	Steel Part #
1/4"	1/4"	37 CFM	2FB2-B	---
	3/8"	37 CFM	2FB3-B	---
3/8"	1/4"	70 CFM	---	3FB2
	3/8"	70 CFM	---	3FB3

